


425-450W

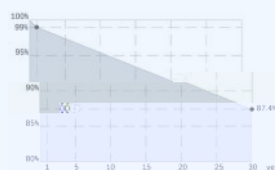


Qualité suprême



fiabilité à long terme

Caractéristiques du module



450W

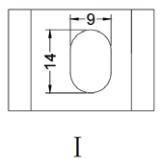
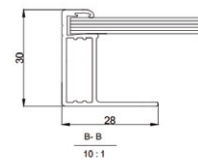
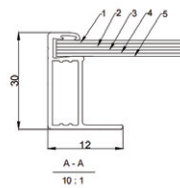
22.5%

1%

0.4%

(+300mm, (-)200mm de long ou longueur personnalisée

Avant: 1,6mm, revêtement antireflet, semi-trempe



21.3

21.5

21.8

22.0

22.3

22.5

-40 ~ +85

0~ +5W

45±2

(STC)

Coefficient de température, courant I_{sc} + 0.045%/

Coefficient de température, tension V_{oc} - 0.25%/

Coefficient de température de P_{max} - 0.29%/

